

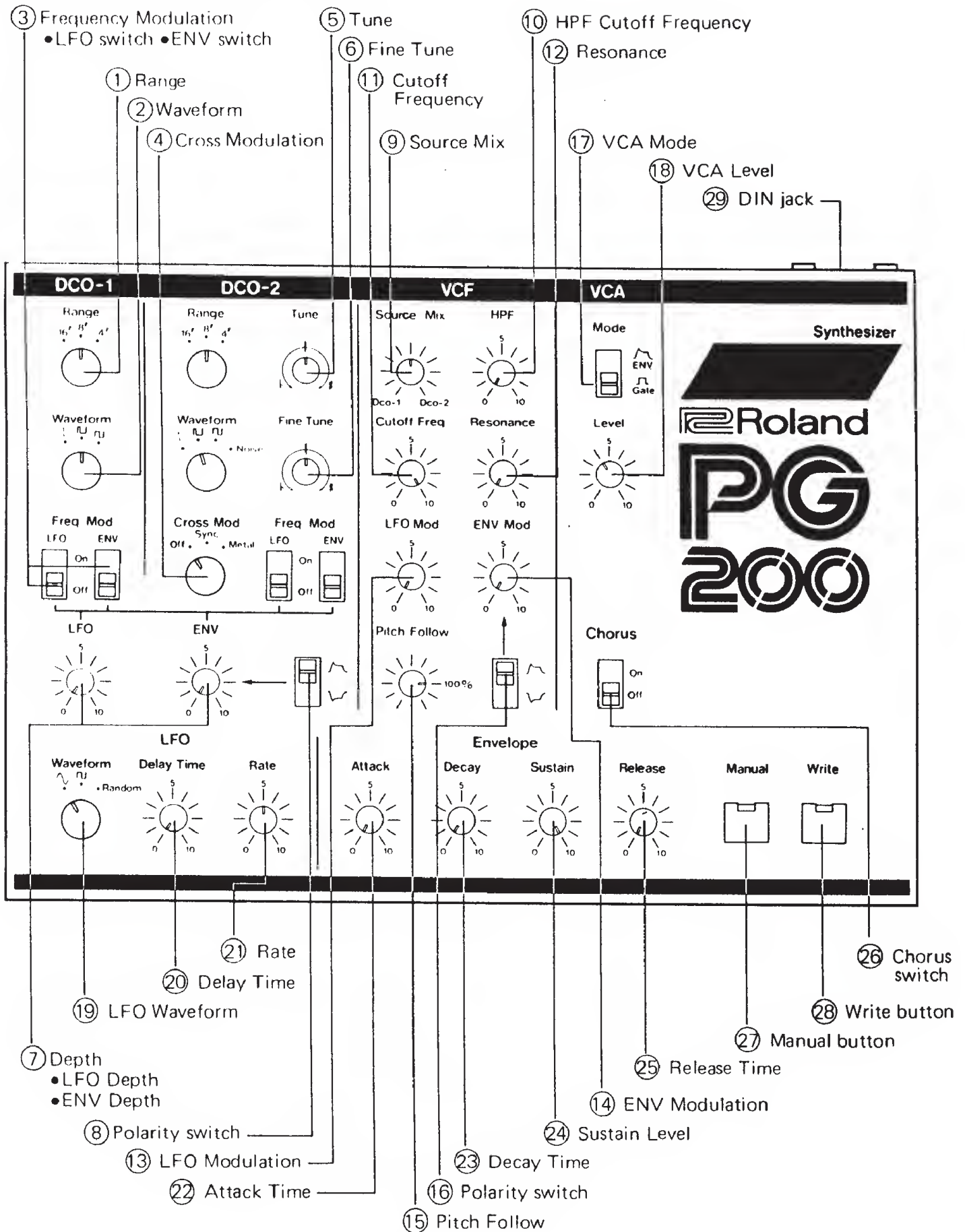
PG-200

OWNER'S MANUAL

■ The PG-200 is the programmer specially designed for the dual-DCO, 6 voice polyphonic synthesizer such as the JX-3P.




■ Panel Description



* Magnetic sheet is on the bottom of the PG-200

■ Basic Connections and Operations



- (1) Make sure that the JX-3P is turned off.
- (2) Connect the DIN jack (29) and the Programmer Input jack on the rear panel of the JX-3P with the DIN cord (6P).
- (3) Set the Ext. Selector switch on the rear panel of the JX-3P to the Programmer position.
- (4) Turn the JX-3P on.
* The JX-3P supplies power to the PG-200.
- (5) Press the Manual button (27) (while pressing the button down, the indicator lights up), then synthesize your own sounds.



- * The PG-200 has no sound source itself, therefore no sound is obtained unless connected to the JX-3P.
- * The PG-200 includes the edit function, which allows editing the preset patches in the JX-3P.

■ Writing Patches

It is possible to write the patches synthesized in the PG-200 into the JX-3P memory.

- (1) Press the Write button (28) (the indicator lights up).



- (2) Select the Patch Memory where you write the patch, by pressing a Bank button (C or D) and a Tone Selector button (1 to 16).




[e.g.] Writing into C-1.






■ SPECIFICATIONS

[Programmer PG-200]

● DCO-1

- Range (4', 8', 16')
- Waveform (, , )
- Frequency Modulation (LFO, ENV)

● DCO-2

- Range (4', 8', 16')
- Waveform (, , , Noise)
- Tune (Approx. ± 1200 cent)
- Fine Tune (± 50 cent)
- Frequency Modulation (LFO, ENV)
- Cross Modulation (Sync, Metal)
- Modulation Sens (LFO, ENV)

● VCF

- Source Mix
- HPF Cutoff Frequency
- LPH Cutoff Frequency
- Resonance
- ENV Modulation
- Polarity
- LFO Modulation
- Pitch Follow



● VCA

- Mode (ENV, Gate)
- Level

● ENV

- Attack Time
- Decay Time
- Sustain Level
- Release Time

● LFO

- Waveform (, , Random)
- Delay Time
- Rate

● Chorus

- Chorus switch (ON/OFF)

● Function buttons

- Manual button & indicator
- Write button & indicator

● DIN jack (DIN6P)

● Dimensions

244(W) x 172(D) x 45(H) mm
9-5/8(W) x 6-3/4(D) x 1-3/4(H) in.

● Weight

1.4 kg
3 lb. 1 oz.

● Accessories

DIN cord (DIN6P)

* Specifications are subject to change without notice.